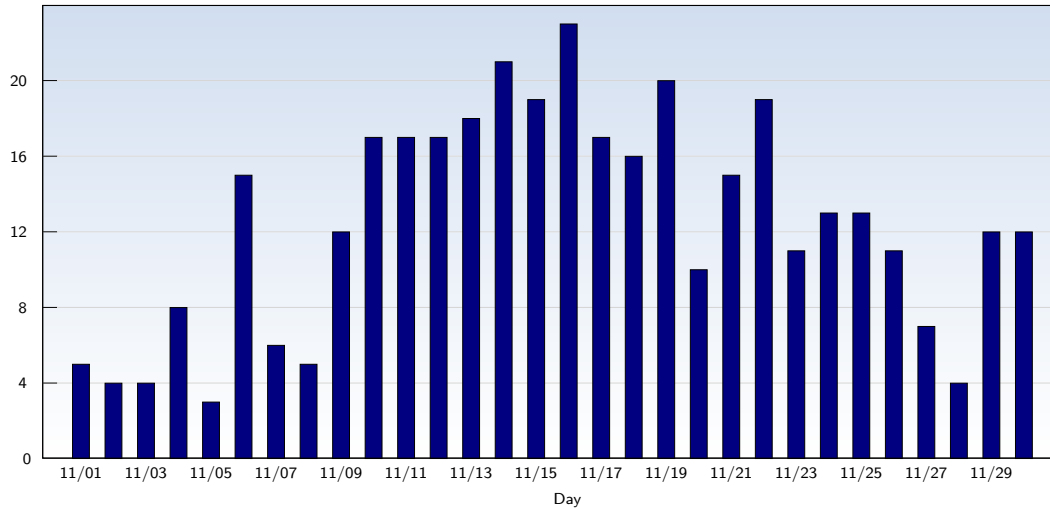


Unique Visits

November 2010 Website Statistics For: endlesserrands.com



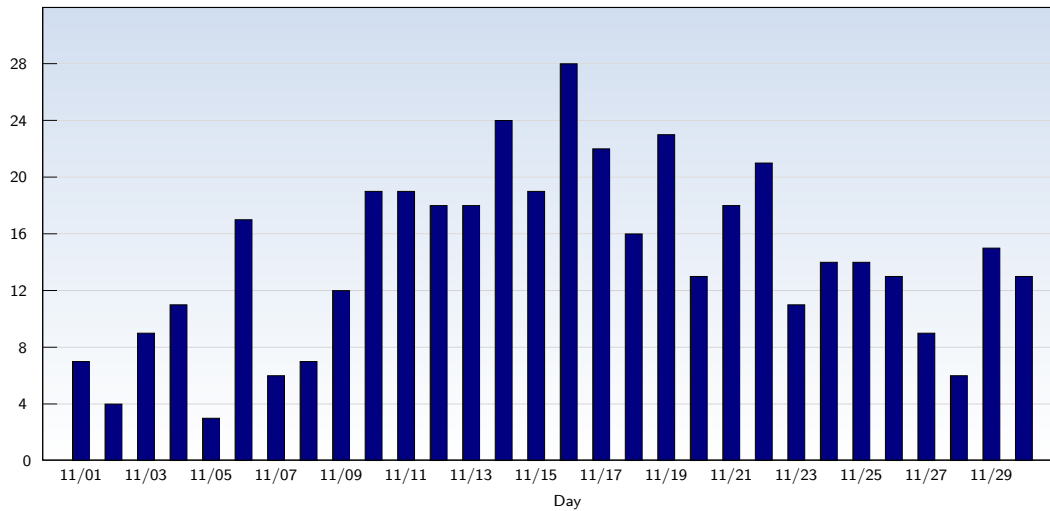
Date	Amount
Sunday 11/01/2009	5
Monday 11/02/2009	4
Tuesday 11/03/2009	4
Wednesday 11/04/2009	8
Thursday 11/05/2009	3
Friday 11/06/2009	15
Saturday 11/07/2009	6
Sunday 11/08/2009	5
Monday 11/09/2009	12
Tuesday 11/10/2009	17
Wednesday 11/11/2009	17
Thursday 11/12/2009	17
Friday 11/13/2009	18
Saturday 11/14/2009	21
Sunday 11/15/2009	19

Date	Amount
Monday 11/16/2009	23
Tuesday 11/17/2009	17
Wednesday 11/18/2009	16
Thursday 11/19/2009	20
Friday 11/20/2009	10
Saturday 11/21/2009	15
Sunday 11/22/2009	19
Monday 11/23/2009	11
Tuesday 11/24/2009	13
Wednesday 11/25/2009	13
Thursday 11/26/2009	11
Friday 11/27/2009	7
Saturday 11/28/2009	4
Sunday 11/29/2009	12
Monday 11/30/2009	12
Total	374

This analysis summarizes multiple page impressions of an individual visitor into unique visits. A visitor is counted as an unique visit when requesting at least one page. If more than 30 minutes have elapsed since the first page impression, further requests will be counted as a new unique visit.

Page Views

November 2010 Website Statistics For: endlesserrands.com



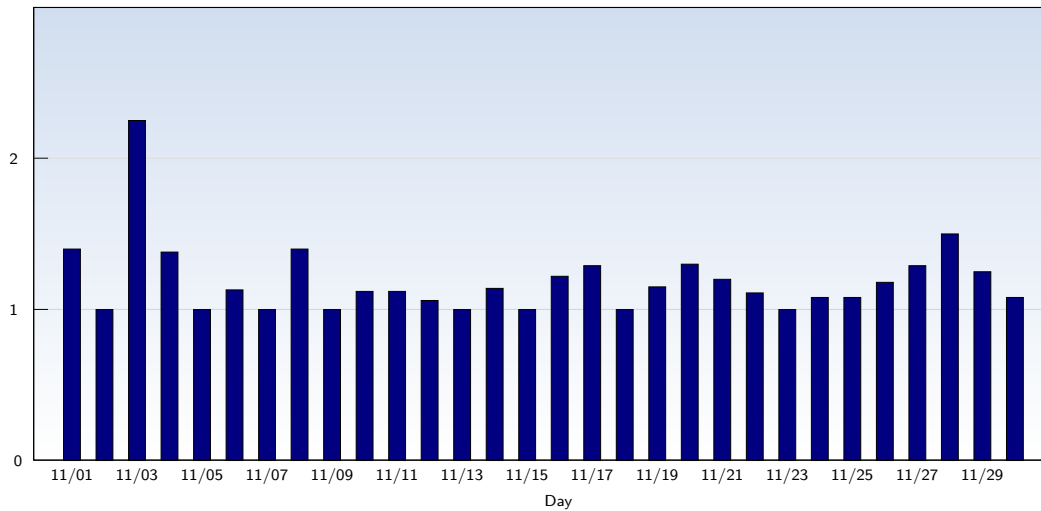
Date	Amount
Sunday 11/01/2009	7
Monday 11/02/2009	4
Tuesday 11/03/2009	9
Wednesday 11/04/2009	11
Thursday 11/05/2009	3
Friday 11/06/2009	17
Saturday 11/07/2009	6
Sunday 11/08/2009	7
Monday 11/09/2009	12
Tuesday 11/10/2009	19
Wednesday 11/11/2009	19
Thursday 11/12/2009	18
Friday 11/13/2009	18
Saturday 11/14/2009	24
Sunday 11/15/2009	19

Date	Amount
Monday 11/16/2009	28
Tuesday 11/17/2009	22
Wednesday 11/18/2009	16
Thursday 11/19/2009	23
Friday 11/20/2009	13
Saturday 11/21/2009	18
Sunday 11/22/2009	21
Monday 11/23/2009	11
Tuesday 11/24/2009	14
Wednesday 11/25/2009	14
Thursday 11/26/2009	13
Friday 11/27/2009	9
Saturday 11/28/2009	6
Sunday 11/29/2009	15
Monday 11/30/2009	13
Total	429

These statistics show all successful page views (also known as page impressions) and the time they were made. Only fully loaded pages are counted. Individual images and components are not included.

Pages per Visit

November 2010 Website Statistics For: endlesserrands.com



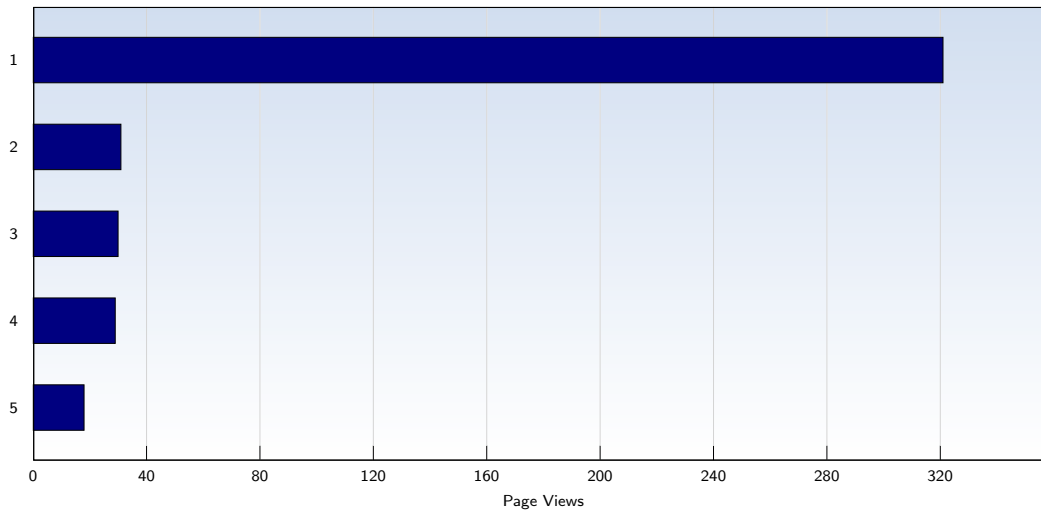
Date	Amount
Sunday 11/01/2009	1.40
Monday 11/02/2009	1.00
Tuesday 11/03/2009	2.25
Wednesday 11/04/2009	1.38
Thursday 11/05/2009	1.00
Friday 11/06/2009	1.13
Saturday 11/07/2009	1.00
Sunday 11/08/2009	1.40
Monday 11/09/2009	1.00
Tuesday 11/10/2009	1.12
Wednesday 11/11/2009	1.12
Thursday 11/12/2009	1.06
Friday 11/13/2009	1.00
Saturday 11/14/2009	1.14
Sunday 11/15/2009	1.00

Date	Amount
Monday 11/16/2009	1.22
Tuesday 11/17/2009	1.29
Wednesday 11/18/2009	1.00
Thursday 11/19/2009	1.15
Friday 11/20/2009	1.30
Saturday 11/21/2009	1.20
Sunday 11/22/2009	1.11
Monday 11/23/2009	1.00
Tuesday 11/24/2009	1.08
Wednesday 11/25/2009	1.08
Thursday 11/26/2009	1.18
Friday 11/27/2009	1.29
Saturday 11/28/2009	1.50
Sunday 11/29/2009	1.25
Monday 11/30/2009	1.08
Average	1.15

The average number of pages opened per unique visit. Only fully loaded pages are counted.

Top 10 Popular Pages

November 2010 Website Statistics For: endlesserrands.com

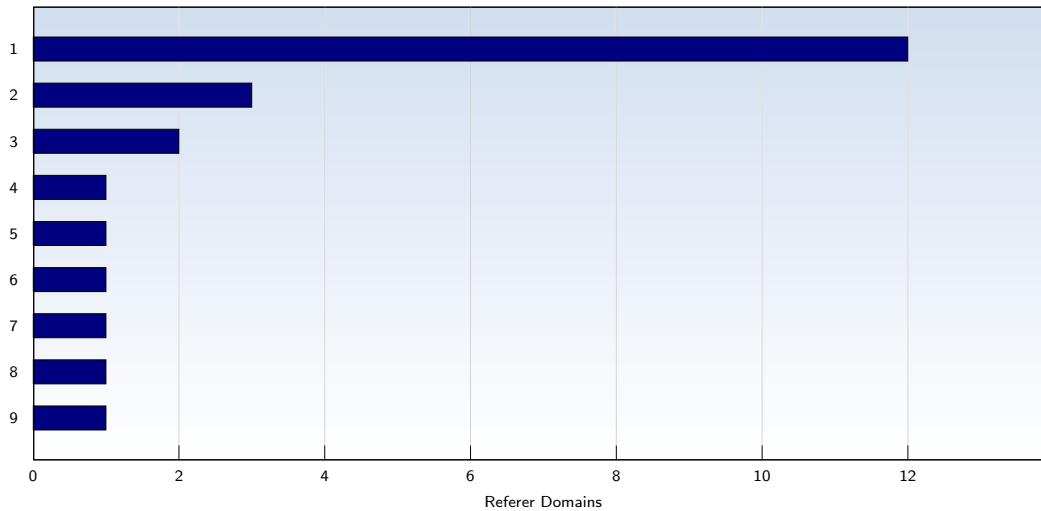


Rank	Page	Amount	%
1	endlesserrands.com/	321	74
2	endlesserrands.com/policy.html	31	7
3	endlesserrands.com/index.html	30	6
4	endlesserrands.com/contact.html	29	6
5	endlesserrands.com/assets/Endless%20Errands%20Brochure.pdf	18	4
	Total	429	

These statistics show you the most frequently called pages.

Top 10 Referrer Domains

November 2010 Website Statistics For: endlesserrands.com



Rank	Domain	Amount	%
1	google.com	12	3
2	bing.com	3	0
3	google.ca	2	0
4	google.com.ph	1	0
5	google.ro	1	0
6	legalx.net	1	0
7	rochettechnologies.com	1	0
8	sitedossier.com	1	0
9	yahoo.com	1	0
	Total	23	

23 out of 374 visits contained a referer that could be evaluated. This analysis shows domains referring to your site. Subpages are summarized under the main domain.